


# 疊層片式高頻電感 CHIP HIGH FREQUENCY INDUCTORS

## ■ 疊層片式高頻電感 CHIP HIGH FREQUENCY INDUCTORS

OPERATING TEMP.	1005	-55~+125°C
	1608	-40~+85°C
	2012	-40~+85°C



### ● 特征 FEATURES

- 高自諧振頻率。
- 疊層獨石結構，具有高可靠性。
- 優良的焊接性和耐焊性，適合于回流焊和波峰焊。
- High self-resonant frequency.
- Multilayer monolithic construction yields high reliability
- Excellent solderability and heat resistance for either wave or reflow soldering.

### ● 應用 APPLICATIONS

- 移動電話、尋呼機、PHS和PDA
- 各種高頻回路
- 抑制各種高頻雜波
- Portable telephone、Pagers、PHS and PDA
- Miscellaneous high-frequency circuits
- EMI countermeasure in high frequency circuits

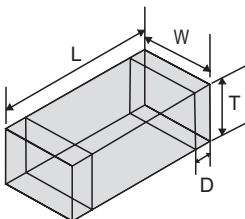
### ● 產品規格型號的表示方法 ORDERING CODE

VHF      201209      H      47N      J      T  
 ①                  ②                  ③                  ④                  ⑤                  ⑥

① 產品代號 Product Code		② 規格尺寸(L×W×T)(mm) Dimensions		③ 材料 Material Code	④ 感量(nH) Inductance		⑤ 誤差 Tolerance		⑥ 包裝方式 Packaging Style	
VHF	疊層片式 高頻電感  Very High Frequency Inductors	100505	1.0×0.5×0.5	H	1N0	1.0	S	±0.3nH	T	卷帶盤裝 Tape&Reel
		160808	1.6×0.8×0.8		10N	10	D	±0.5nH	B	散裝 Bulk
		201209	2.0×1.2×0.9		R10	100	J	±5%		
							K	±10%		
							M	±20%		
					N=0.0(nH) R=0.0(μH)					

### ● 外形尺寸 SHAPE AND DIMENSIONS

unit: mm(inch)



Part No.	L	W	T	D
100505	1.0±0.15 (0.040±0.006)	0.5±0.15 (0.020±0.006)	0.5±0.15 (0.020±0.006)	0.25±0.10 (0.010±0.004)
160808	1.6±0.2 (0.063±0.008)	0.8±0.2 (0.031±0.008)	0.8±0.2 (0.031±0.008)	0.3±0.2 (0.01±0.008)
201209	2.0±0.2 (0.079±0.008)	1.2±0.2 (0.047±0.008)	0.9±0.2 (0.035±0.008)	0.5±0.3 (0.020±0.012)

**• 電性能參數 ELECTRICAL CHARACTERISTICS**
**1005TYPE**

Part No.	Inductance (nH)	Q (Min)	Test Fre. (MHz)	Q Frequency (MHz)					SRF (MHz)Min	DC R ( $\Omega$ )Max	Ir(mA) Max
				100	300	500	800	1000			
VHF100505H1N0S	1.0	7	100	8	20	26	34	38	6000	0.17	300
VHF100505H1N2S	1.2	7	100	8	20	26	34	38	6000	0.17	300
VHF100505H1N5S	1.5	7	100	8	20	26	34	38	6000	0.18	300
VHF100505H1N8S	1.8	7	100	8	18	24	30	35	6000	0.19	300
VHF100505H2N2S	2.2	7	100	8	17	24	29	35	6000	0.21	300
VHF100505H2N7S	2.7	7	100	8	17	23	29	34	5500	0.22	300
VHF100505H3N3S	3.3	7	100	8	17	23	28	34	5500	0.25	300
VHF100505H3N9S	3.9	7	100	8	17	23	28	33	5200	0.25	300
VHF100505H4N7S	4.7	7	100	8	17	23	28	33	4800	0.30	300
VHF100505H5N6S	5.6	7	100	8	17	22	28	33	4600	0.30	300
VHF100505H6N8J	6.8	7	100	8	17	22	27	33	4000	0.37	250
VHF100505H8N2J	8.2	7	100	10	16	22	28	32	3600	0.45	250
VHF100505H10NJ	10	7	100	10	17	22	30	32	3200	0.47	250
VHF100505H12NJ	12	8	100	11	17	24	31	34	2800	0.55	250
VHF100505H15NJ	15	8	100	11	18	24	30	33	2500	0.70	250
VHF100505H18NJ	18	8	100	11	18	24	30	32	2200	0.70	200
VHF100505H22NJ	22	8	100	11	18	24	30	31	2000	0.90	200
VHF100505H27NJ	27	8	100	11	18	23	27	29	1600	1.00	200
VHF100505H33NJ	33	8	100	11	18	22	25	25	1300	1.10	200
VHF100505H39NJ	39	8	100	11	18	22	24	23	1200	1.30	150
VHF100505H47NJ	47	8	100	11	18	21	23	21	1000	1.40	150

**1608TYPE**

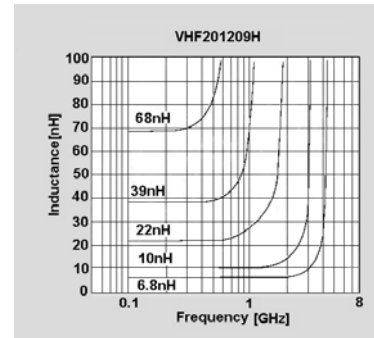
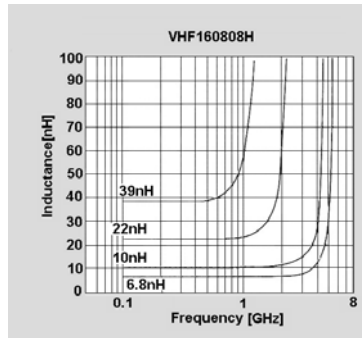
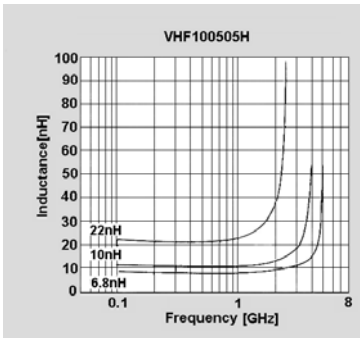
Part No.	Inductance (nH)	Q (Min)	Test Fre. (MHz)	Q Frequency (MHz)					SRF (MHz)Min	DC R ( $\Omega$ )Max	Ir(mA) Max
				100	300	500	800	1000			
VHF160808H1N0S	1.0	8	100	14	20	30	35	50	10000	0.05	500
VHF160808H1N2S	1.2	8	100	14	20	30	35	50	10000	0.10	500
VHF160808H1N5S	1.5	8	100	14	22	37	38	68	10000	0.10	400
VHF160808H1N8S	1.8	8	100	14	21	33	35	61	9800	0.12	400
VHF160808H2N2S	2.2	8	100	14	26	40	39	60	7600	0.20	400
VHF160808H2N7S	2.7	8	100	12	23	27	37	47	7000	0.20	400
VHF160808H3N3S	3.3	8	100	12	23	27	36	47	6200	0.20	400
VHF160808H3N9S	3.9	8	100	12	25	28	38	47	5600	0.25	400
VHF160808H4N7S	4.7	8	100	12	26	30	38	49	4800	0.30	400
VHF160808H5N6S	5.6	8	100	12	26	29	35	34	4600	0.30	400
VHF160808H6N8S	6.8	8	100	12	23	27	35	40	4200	0.35	400
VHF160808H8N2J	8.2	8	100	12	22	26	33	39	3600	0.35	400
VHF160808H10NJ	10	8	100	13	25	31	38	45	3200	0.40	300
VHF160808H12NJ	12	8	100	13	24	28	35	39	2800	0.40	300
VHF160808H15NJ	15	8	100	13	22	27	34	40	2600	0.45	300
VHF160808H18NJ	18	8	100	13	24	28	35	38	2400	0.60	300
VHF160808H22NJ	22	8	100	15	27	32	38	43	2000	0.60	300
VHF160808H27NJ	27	8	100	14	26	29	36	44	1900	0.80	300
VHF160808H33NJ	33	8	100	14	26	29	35	34	1600	0.80	300
VHF160808H39NJ	39	8	100	14	22	25	28	28	1400	1.00	300
VHF160808H47NJ	47	8	100	15	25	29	30	25	1200	1.00	200
VHF160808H56NJ	56	8	100	17	28	31	31	25	1000	1.00	200
VHF160808H68NJ	68	8	100	17	22	24	25	15	900	1.00	200
VHF160808H82NJ	82	8	100	17	23	24	22	13	800	1.00	200
VHF160808HR10J	100	8	100	17	25	27	24	17	700	1.40	200
VHF160808HR12J	120	8	100	15	24	23			600	1.60	150
VHF160808HR15J	150	8	100	13	19				500	1.80	150

2012TYPE

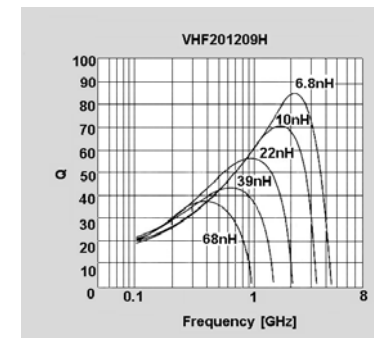
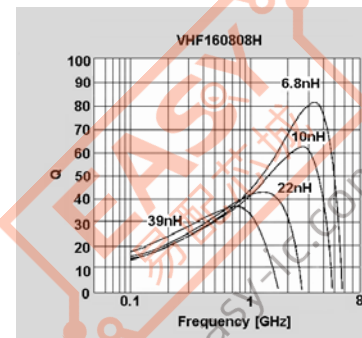
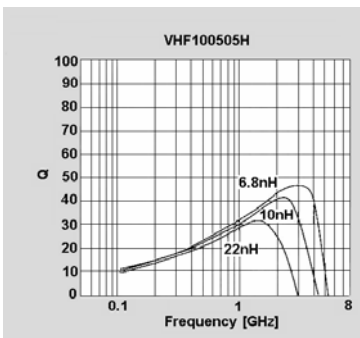
Part No.	Inductance (nH)	Q (Min)	Test Fre. (MHz)	Q Frequency (MHz)					SRF (MHz)Min	DC R ( $\Omega$ )Max	I <sub>r</sub> (mA) Max
				100	300	500	800	1000			
VHF201209H1N5S	1.5	8	100	10	23	46	54	85	6000	0.10	600
VHF201209H1N8S	1.8	8	100	13	24	46	55	85	6000	0.10	600
VHF201209H2N2S	2.2	8	100	13	25	46	53	85	6000	0.10	600
VHF201209H2N7S	2.7	8	100	13	25	42	45	76	6000	0.10	600
VHF201209H3N3S	3.3	8	100	15	28	48	52	85	6000	0.13	600
VHF201209H3N9S	3.9	8	100	15	28	49	55	85	5400	0.15	600
VHF201209H4N7S	4.7	8	100	15	28	48	53	85	4500	0.20	400
VHF201209H5N6S	5.6	8	100	16	30	44	45	78	4000	0.23	400
VHF201209H6N8S	6.8	8	100	16	30	40	45	69	3650	0.25	400
VHF201209H8N2J	8.2	8	100	16	28	42	45	69	3000	0.28	400
VHF201209H10NJ	10	8	100	16	28	43	45	71	2500	0.30	300
VHF201209H12NJ	12	8	100	16	28	43	45	50	2450	0.35	300
VHF201209H15NJ	15	8	100	18	30	43	43	56	2000	0.40	300
VHF201209H18NJ	18	8	100	18	26	40	42	59	1750	0.45	300
VHF201209H22NJ	22	8	100	17	31	45	45	59	1700	0.50	300
VHF201209H27NJ	27	8	100	17	31	45	45	54	1550	0.55	300
VHF201209H33NJ	33	8	100	18	27	41	40	44	1350	0.60	300
VHF201209H39NJ	39	8	100	19	31	42	31	20	1300	0.70	300
VHF201209H47NJ	47	8	100	20	24	33	31	29	1200	0.80	300
VHF201209H56NJ	56	8	100	21	34	43	35	25	1150	0.80	300
VHF201209H68NJ	68	8	100	19	28	37	29		1000	0.85	300
VHF201209H82NJ	82	8	100	19	29	30	27		850	0.90	300
VHF201209HR10J	100	8	100	13	27	36			600	1.00	300
VHF201209HR12J	120	8	100	19	27				500	1.20	300
VHF201209HR15K	150	8	100	19	27				500	1.50	300
VHF201209HR18K	180	8	100	19	25				400	1.80	300
VHF201209HR22K	220	8	100	19	22				350	1.80	300

特性曲綫 CHARACTERISTICS CURVES

■ 電感量頻率特性 Inductance VS. Frequency



■ Q值頻率特性 Q Value VS. Frequency



■ 阻抗頻率特性 Impedance VS. Frequency

