


# Multilayer Chip Ferrite Bead – HZ Series

Operating Temp. : -55°C~+125°C



## FEATURES

- Internal silver printed layers and magnetic shielded structures to minimize crosstalk
- Perfect effect for EMI suppression at high frequency ( $\geq 1\text{GHz}$ ) due to its high impedance
- Four types material and wide range of impedance values for various applications

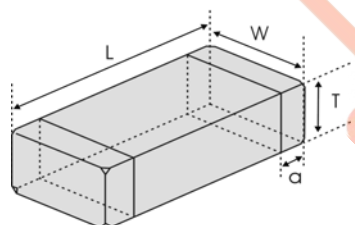
## APPLICATIONS

- High frequency noise suppression in electric equipments such as computer and peripheral devices, DVD, cameras, LCD TVs, communication equipments, OA equipments, etc.

## PRODUCT IDENTIFICATION

① <b>HZ</b>	② <b>1608</b>	③ <b>K</b>	④ <b>301</b>	⑤ <b>T</b>	⑥ <b>F</b>	⑦ □□□
Type		External Dimensions (L×W) (mm)		Material Code		
HZ	Chip Ferrite Bead for High Frequency	1005 [0402]	1.0×0.5	G, K, D, U		
		1608 [0603]	1.6×0.8	Packing		
				T	Tape & Reel	
Nominal Impedance		Hazardous Substance		Design Code		
Example	Nominal Value	Free Products		Design Code		
301	300Ω	F		□□□		
102	1000Ω			* Standard product is blank		

## SHAPE AND DIMENSIONS



Unit: mm [inch]

Type	L	W	T	a
HZ1005 [0402]	1.0±0.15 [.039±.006]	0.5±0.15 [.020±.006]	0.5±0.15 [.020±.006]	0.25±0.1 [.010±.004]
HZ1608 [0603]	1.6±0.15 [.063±.006]	0.8±0.15 [.031±.006]	0.8±0.15 [.031±.006]	0.3±0.2 [.012±.008]

## SPECIFICATIONS

### HZ1005 TYPE

Part Number	Impedance		Max. DC Resistance	Max. Rated Current	Thickness
	@100MHz	@1GHz Min.			
Units	Ω		Ω	mA	mm [inch]
Symbol	Z		DCR	I <sub>r</sub>	T
HZ1005G121TF	120±25%	500	0.70	300	0.5±0.15
HZ1005G221TF	220±25%	900	1.00	250	[.020±.006]

# SPECIFICATIONS

## HZ1005 TYPE

Part Number	Impedance		Max. DC Resistance	Max. Rated Current	Thickness
	@100MHz	@1GHz Min.			
Units	$\Omega$		$\Omega$	mA	mm [inch]
Symbol	Z		DCR	I <sub>r</sub>	T
HZ1005D221TFB01	220±25%	300	0.50	300	0.5±0.15 [.020±.006]
HZ1005D301TF	300±25%	400	1.00	100	
HZ1005D601TF	600±25%	700	1.50	100	
HZ1005D102TF	1000±25%	900	1.80	50	
HZ1005K181TF	180±25%	400	1.00	100	
HZ1005K301TF	300±25%	600	1.10	100	
HZ1005K471TF	470±25%	900	1.30	100	
HZ1005K601TFB01	600±25%	1100	0.85	300	
HZ1005K102TFB01	1000±25%	1200	1.25	250	
HZ1005K152TF	1500±25%	1400	2.20	50	
HZ1005K182TFB03	1800±25%	1620	2.20	200	
HZ1005U601TFB02	600±25%	600	0.70	300	
HZ1005U102TFB01	1000±25%	900	1.10	250	

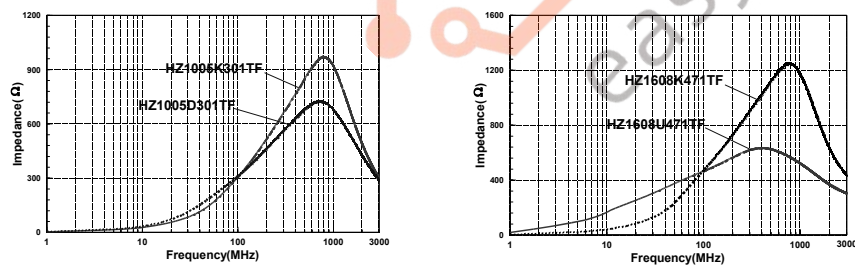
## HZ1608 TYPE

Part Number	Impedance		Max. DC Resistance	Max. Rated Current	Thickness
	@100MHz	@1GHz Min.			
Units	$\Omega$		$\Omega$	mA	mm [inch]
Symbol	Z		DCR	I <sub>r</sub>	T
HZ1608K471TF	470±25%	700	1.20	100	0.8±0.15 [.031±.006]
HZ1608K601TF	600±25%	850	1.50	100	
HZ1608K102TF	1000±25%	1100	1.80	50	
HZ1608U181TF	180±25%	180	0.55	200	
HZ1608U301TF	300±25%	300	0.75	200	
HZ1608U471TF	470±25%	400	0.85	200	
HZ1608U601TF	600±25%	450	1.00	200	
HZ1608U102TF	1000±25%	750	1.60	100	

※: Products with other electrical characteristics can be provided upon customer's request. Please contact your local sales.

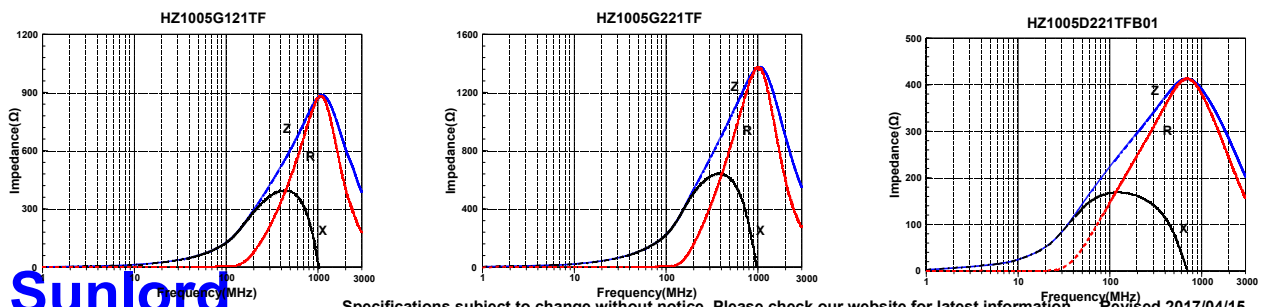
## TYPICAL ELECTRICAL CHARACTERISTICS

D, K, U Material Comparison



## DETAIL ELECTRICAL CHARACTERISTICS

### HZ1005 TYPE

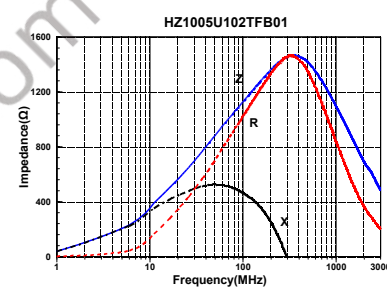
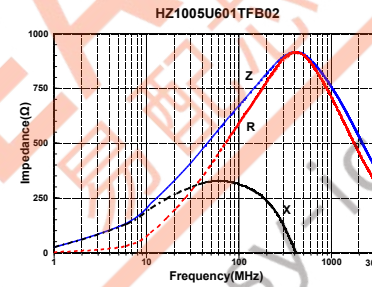
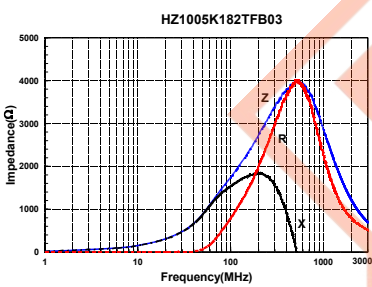
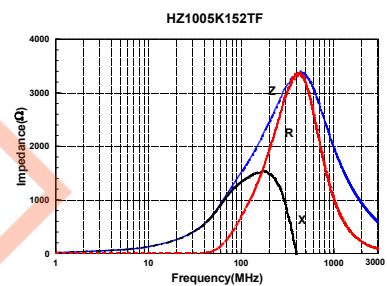
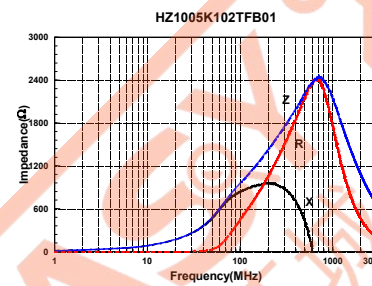
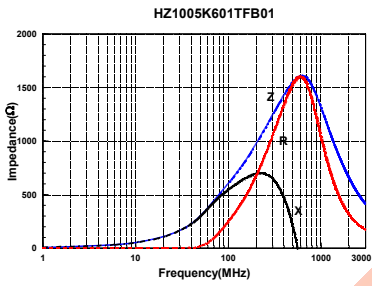
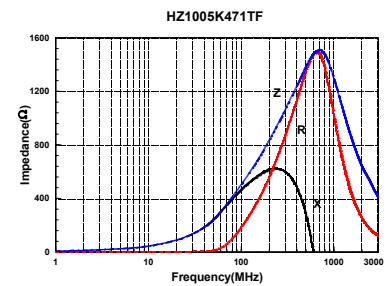
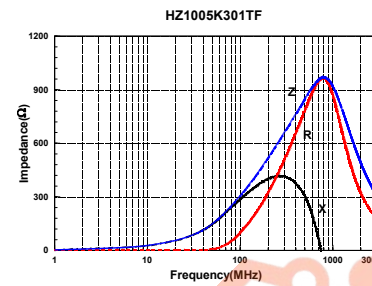
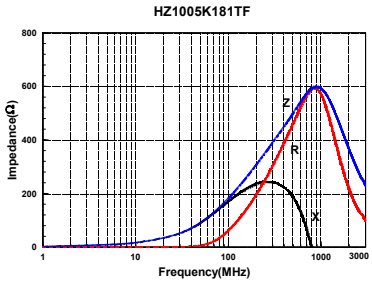
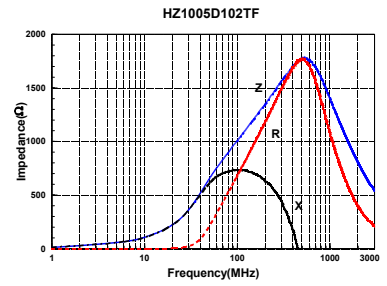
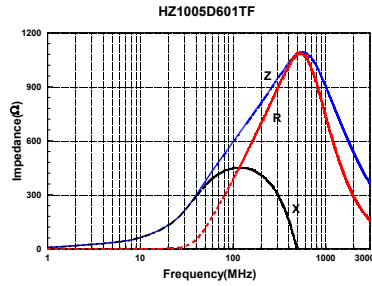
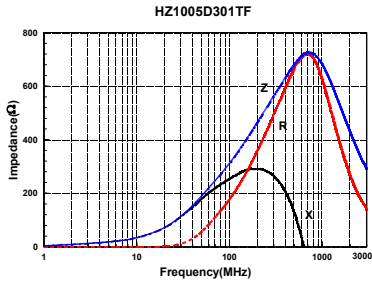


**Sunlord**

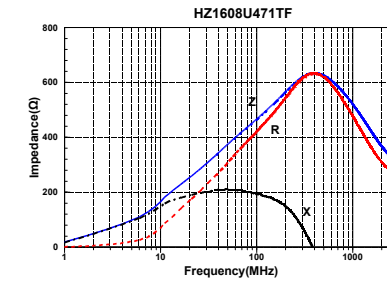
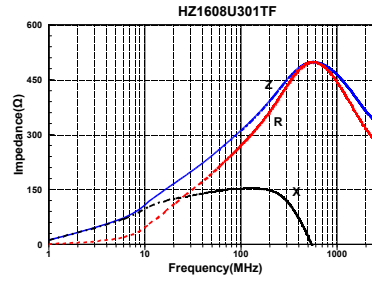
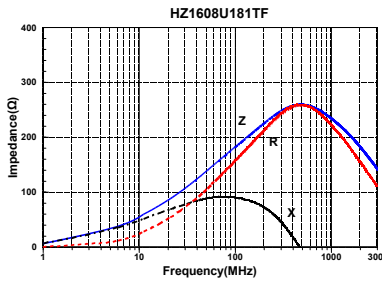
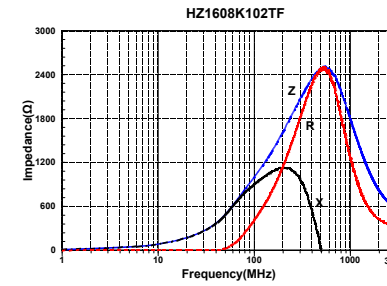
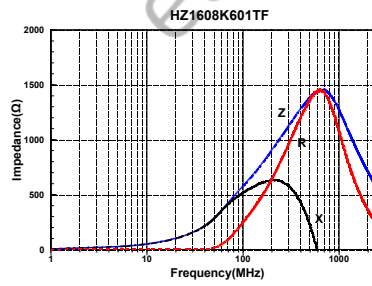
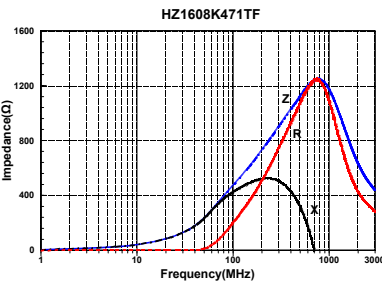
Specifications subject to change without notice. Please check our website for latest information. Revised 2017/04/15

# DETAIL ELECTRICAL CHARACTERISTICS

## HZ1005 TYPE



## HZ1608 TYPE



Specifications subject to change without notice. Please check our website for latest information. Revised 2017/04/15

# DETAIL ELECTRICAL CHARACTERISTICS

## HZ1608 TYPE

