


鐵氧體疊層片式磁珠 (超大電流型) FERRITE CHIP BEADS

鐵氧體疊層片式磁珠 (超大電流型) FERRITE CHIP BEADS

OPERATING TEMP.	-40~+85°C
-----------------	-----------



● 特征FEATURES:

- 在同樣的尺寸下較插裝磁珠可產生較高的阻抗值。
- 與傳統的磁珠不同，片式磁珠無引線，只要簡單的安裝到PCB板上就可抑制EMI和RFI。
- 磁珠的形狀和尺寸都符合EIA標準，可以利用SMT設備進行自動貼裝。
- A unique terminal electrode structure ensures ensures permissible current 6.0A (max).
- High impedance and EMI suppression effective over a wide frequency range.
- Suitable reflow and wave soldering.

● 應用APPLICATIONS

- 用于數據傳輸綫、信號綫、電源部分及回路的抗干擾。
- Digital videos、communication equipment、OA equipment and others.

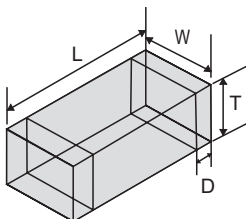
● 產品規格型號的表示方法 ORDERING CODE

$\frac{CBM}{①}$ $\frac{201209}{②}$ $\frac{U}{③}$ $\frac{121}{④}$ $\frac{T}{⑤}$

① 產品代號 Product Code		② 規格尺寸 (L×W×T) (mm) Dimensions		③ 材料代號 Material Code		④ 阻抗(Ω) Impedance		⑤ 包裝方式 Packaging Style	
CBM	超大電流磁珠 MULTILAYER CHIP POWER BEADS	100505	1.0×0.5×0.5	U	實例 Example			T	卷帶盤裝 Tape & Reel
		160808	1.6×0.8×0.8	Y	110	11	B	散裝 Bulk	
		201209	2.0×1.2×0.9		300	30			
		321609	3.2×1.6×0.9		102	1000			
		322513	3.2×2.5×1.3						
		451616	4.5×1.6×1.6						
		453215	4.5×3.2×1.5						

● 外形尺寸 SHAPE AND DIMENSIONS

unit: mm(inch)



Part No.	L	W	T	D
100505 (0402)	1.0±0.15 (0.040±0.006)	0.5±0.15 (0.020±0.006)	0.5±0.15 (0.020±0.006)	0.25±0.10 (0.010±0.004)
160808 (0603)	1.6±0.2 (0.063±0.008)	0.8±0.2 (0.031±0.008)	0.8±0.2 (0.031±0.008)	0.3±0.2 (0.01±0.008)
201209 (0805)	2.0±0.2 (0.079±0.008)	1.2±0.2 (0.047±0.008)	0.9±0.2 (0.035±0.008)	0.5±0.3 (0.020±0.012)
321609 (1206)	3.2±0.2 (0.126±0.008)	1.6±0.2 (0.063±0.008)	0.9±0.2 (0.035±0.008)	0.5±0.3 (0.020±0.012)
322513 (1210)	3.2±0.2 (0.126±0.008)	2.5±0.2 (0.098±0.008)	1.3±0.2 (0.051±0.008)	0.5±0.3 (0.020±0.012)
451616 (1806)	4.5±0.2 (0.186±0.008)	1.6±0.2 (0.063±0.008)	1.6±0.2 (0.063±0.008)	0.5±0.3 (0.020±0.012)
453215 (1812)	4.5±0.2 (0.180±0.008)	3.2±0.2 (0.126±0.008)	1.5±0.2 (0.060±0.008)	0.5±0.3 (0.020±0.012)

• 電性能參數 ELECTRICAL CHARACTERISTICS

1005 TYPE

Part No.	Impedance(Ω) At 100MHz	DCR (Ω)Max	I _r (A)Max
CBM100505U070	0~11	0.05	1.8
CBM100505U190	12~25	0.06	1.5
CBM100505U260	26±25%	0.08	1.3
CBM100505U300	30±25%	0.08	1.3
CBM100505U600	60±25%	0.10	1.0
CBM100505U101	100±25%	0.15	0.8
CBM100505U121	120±25%	0.15	0.8
CBM100505U151	150±25%	0.20	0.7
CBM100505U201	200±25%	0.25	0.7
CBM100505U301	300±25%	0.30	0.6
CBM100505U501	500±25%	0.40	0.5
CBM100505U601	600±25%	0.50	0.5
CBM100505U801	800±25%	0.65	0.3


1608 TYPE

Part No.	Impedance(Ω) At 100MHz	DCR (Ω)Max	I _r (A)Max
CBM160808U110	7~15	0.02	6.0
CBM160808U190	12~25	0.02	6.0
CBM160808U260	26±25%	0.02	4.0
CBM160808U300	30±25%	0.02	4.0
CBM160808U800	80±25%	0.06	2.5
CBM160808U101	100±25%	0.06	2.5
CBM160808U121	120±25%	0.065	2.0
CBM160808U151	150±25%	0.07	1.5
CBM160808U181	180±25%	0.07	1.5
CBM160808U221	220±25%	0.12	1.5
CBM160808U301	300±25%	0.18	1.0
CBM160808U501	500±25%	0.18	1.0
CBM160808U601	600±25%	0.18	1.0
CBM160808U801	800±25%	0.30	0.7
CBM160808U102	1000±25%	0.40	0.6
CBM160808U122	1200±25%	0.50	0.5
CBM160808U152	1500±25%	0.50	0.5
CBM160808U182	1800±25%	0.60	0.5
CBM160808U202	2000±25%	0.60	0.5

鐵氧體疊層片式磁珠 (超大電流型)
FERRITE CHIP BEADS

2012 TYPE

Part No.	Impedance(Ω) At 100MHz	DCR (Ω)Max	I _r (A)Max
CBM201209U050	0~15	0.01	6.0
CBM201209U110	7~15	0.01	6.0
CBM201209U260	26 \pm 25%	0.01	6.0
CBM201209U300	30 \pm 25%	0.01	6.0
CBM201209U500	50 \pm 25%	0.03	3.5
CBM201209U600	60 \pm 25%	0.03	3.5
CBM201209U800	80 \pm 25%	0.04	3.0
CBM201209U121	120 \pm 25%	0.05	3.0
CBM201209U151	150 \pm 25%	0.08	2.5
CBM201209U181	180 \pm 25%	0.08	2.5
CBM201209U221	220 \pm 25%	0.08	2.5
CBM201209U301	300 \pm 25%	0.08	2.5
CBM201209U501	500 \pm 25%	0.10	2.0
CBM201209U601	600 \pm 25%	0.10	2.0
CBM201209U801	800 \pm 25%	0.12	1.5
CBM201209U102	1000 \pm 25%	0.12	1.5
CBM201209U122	1200 \pm 25%	0.20	0.8
CBM201209U152	1500 \pm 25%	0.30	0.6

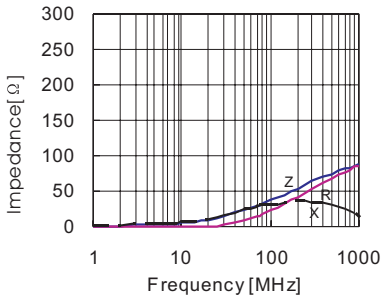


■ 鐵氧體疊層片式磁珠 (超大電流型)

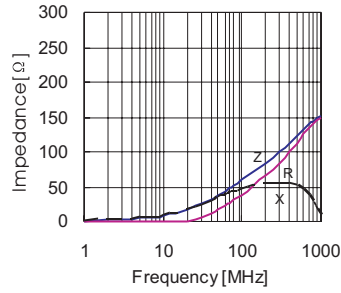
FERRITE CHIP BEADS

1005 SERIES

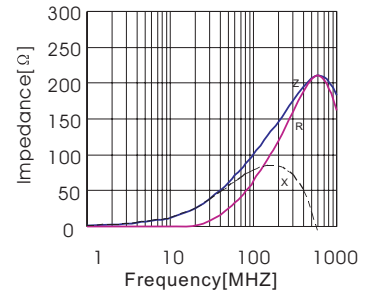
CBM100505U300T



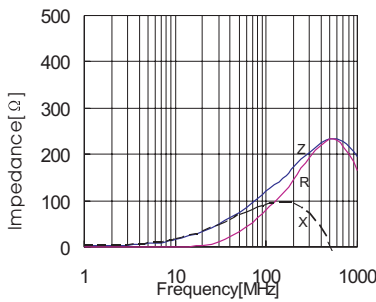
CBM100505U600T



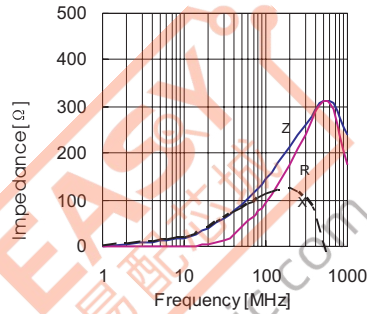
CBM100505U101T



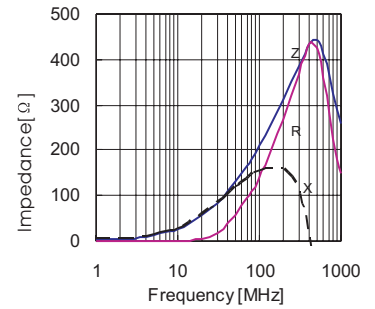
CBM100505U121T



CBM100505U151T

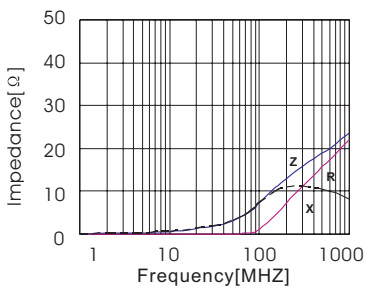


CBM100505U201T

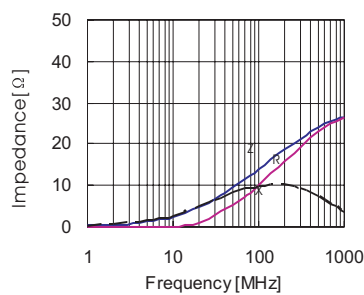


1608 SERIES

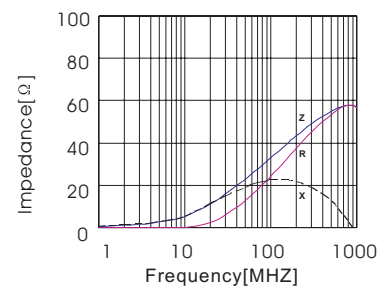
CBM160808U070T



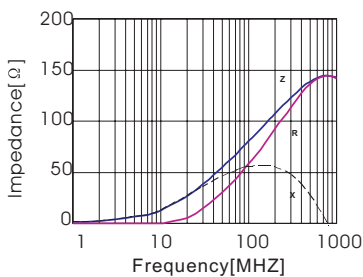
CBM160808U190T



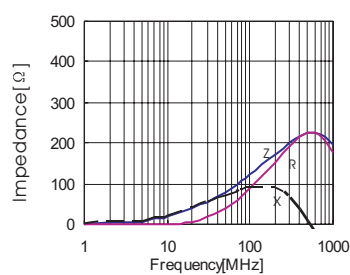
CBM160808U300T



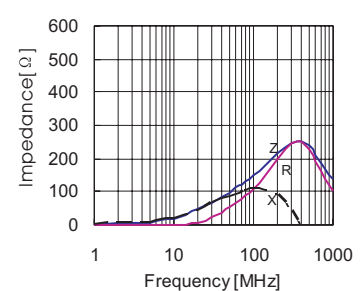
CBM160808U800T



CBM160808U121T

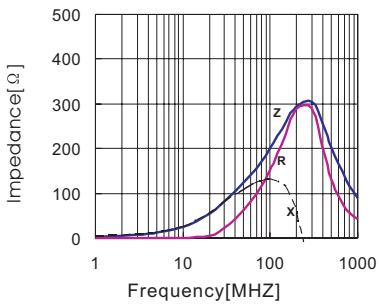


CBM160808U151T

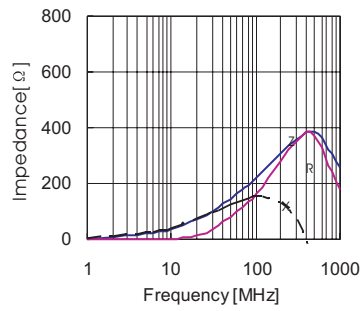


鐵氧體疊層片式磁珠 (超大電流型)
FERRITE CHIP BEADS

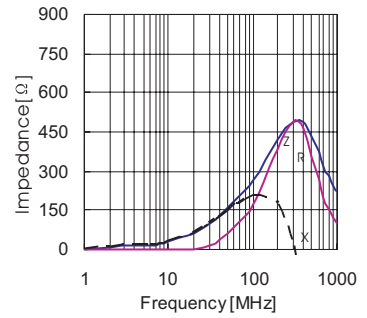
CBM160808U181T



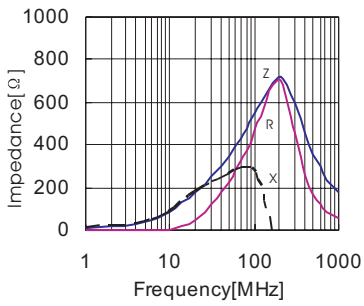
CBM160808U221T



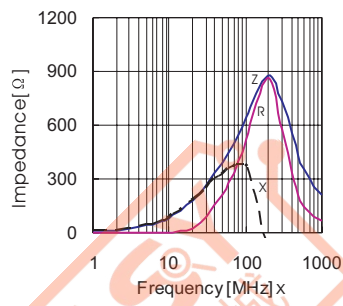
CBM160808U301T



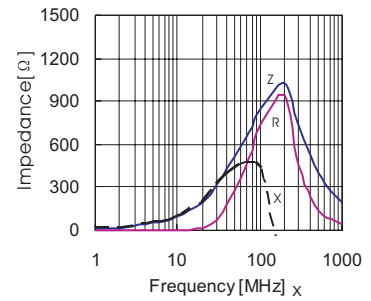
CBM160808U501T



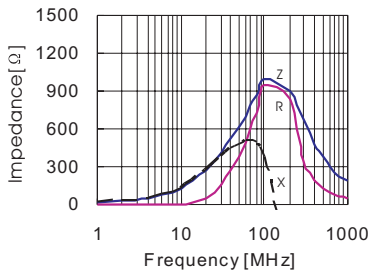
CBM160808U601T



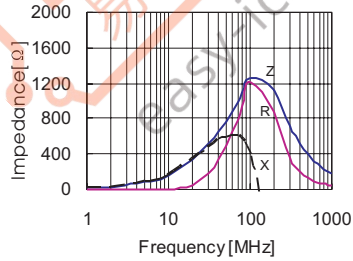
CBM160808U801T



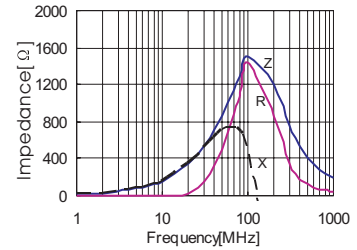
CBM160808U102T



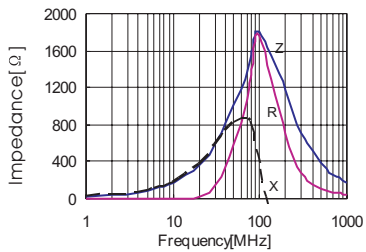
CBM160808U122T



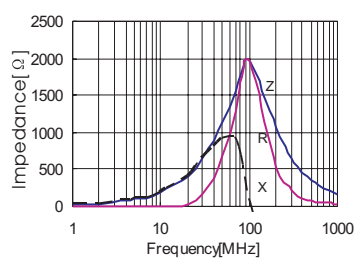
CBM160808U152T



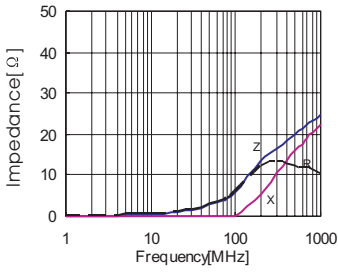
CBM160808U182T



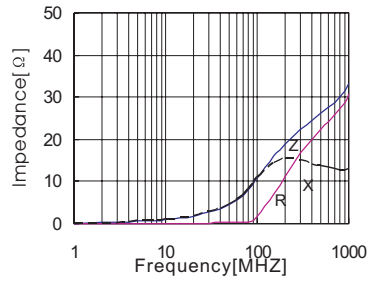
CBM160808U202T



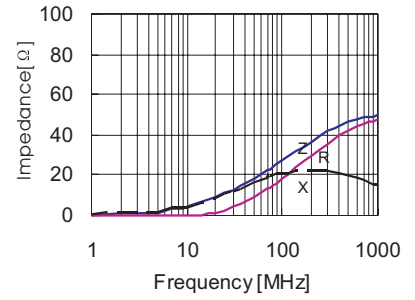
CBM201209U050T



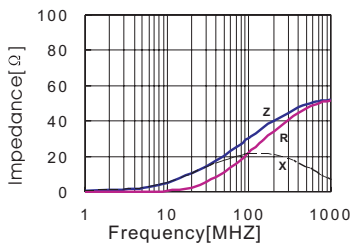
CBM201209U110T



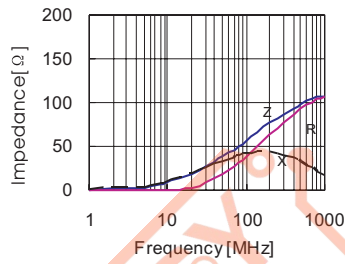
CBM201209U260T



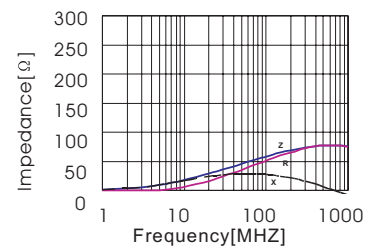
CBM201209U300T



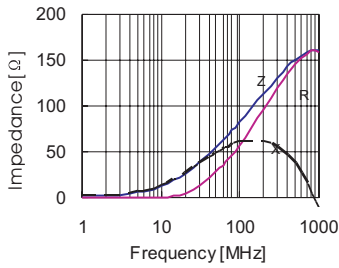
CBM201209U500T



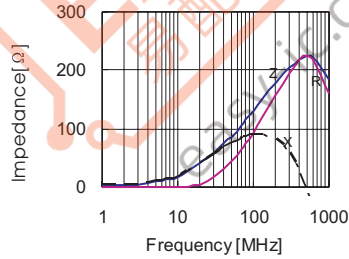
CBM201209U600T



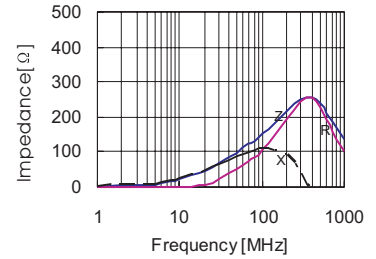
CBM201209U800T



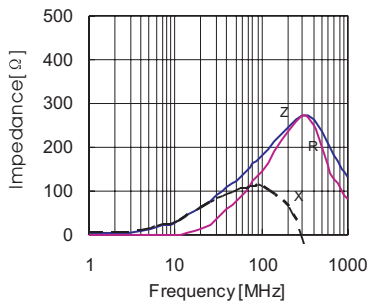
CBM201209U121T



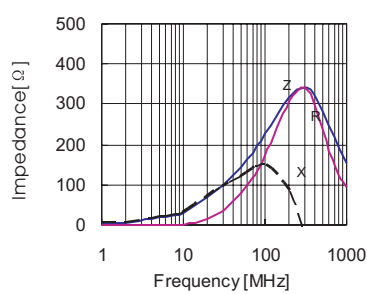
CBM201209U151T



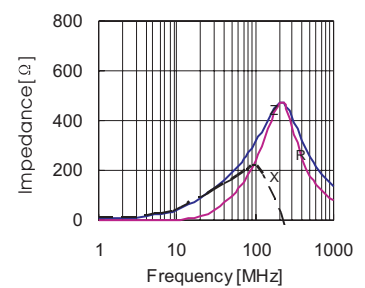
CBM201209U181T



CBM201209U221T

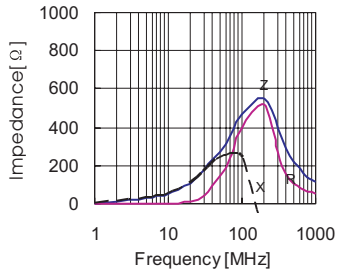


CBM201209U301T

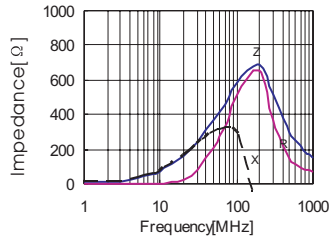


鐵氧體疊層片式磁珠 (超大電流型)
FERRITE CHIP BEADS

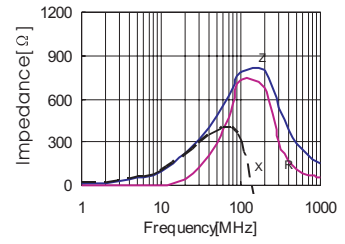
CBM201209U501T



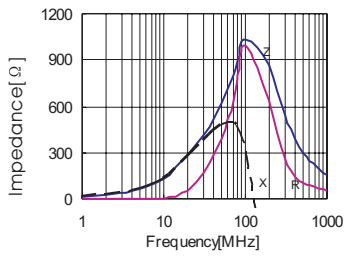
CBM201209U601T



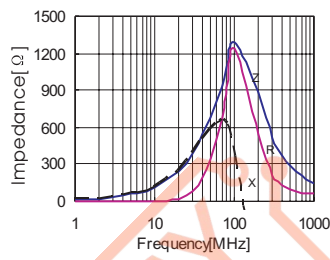
CBM201209U801T



CBM201209U102T



CBM201209U122T



CBM201209U152T

